

PPP Structures

by PROCOPI



The Picture Perfect Pool

PPP, Picture Perfect Pools

When it comes to pool building, the PPP pack is perfect for people searching for a simple, fast and cost effective solution.

The panel structure is assembled quickly and easily without any great physical or financial effort.

So, why complicate things?

Perfect, easy assembly

PPP panels are light (details on the last page), handling is effortless, storage is easy.

The non-corroding panels are joined together using a self locking key, no tools, nuts or bolts required.

Why complicate things?



PPP,
the structure
is assembled
in just a few
hours !

Perfect, rapid installation

As easy as child's play, assembly of the PPP panel structure takes just a few hours

Why waste time?



Concrete base



Assembly



Pool fittings




Steps



Coping



Fitting of the liner



Filling with water



Perfect, manufacturing

PPP panels are moulded on state-of-the-art thermoplastic injection presses.

Two types of PPP panels are available; rigid for straight lines and flexible for free form structures.

The panels are pre-cut by a robot to receive pool-fittings (underwater lights, skimmers, etc). The same robot then stacks the panels on pallets. Thus, the entire production process is fully automated.

Perfect, a robust indestructible structure

An ecological, rot-proof material

PPP panels are made of synthetic resin. This is a very strong rot-proof, non-corroding material.

The panels are pre-cut in the factory to receive Aquareva pool fittings and the Soliflow filtration unit.



A hung aluminium profile is clipped onto the top of the panels further stiffening the structure.

Assembly of the panels using a system of interlocking keys requiring no tools, nuts or bolts.

Reinforcing ribs run the entire width of each PPP panel for added rigidity.



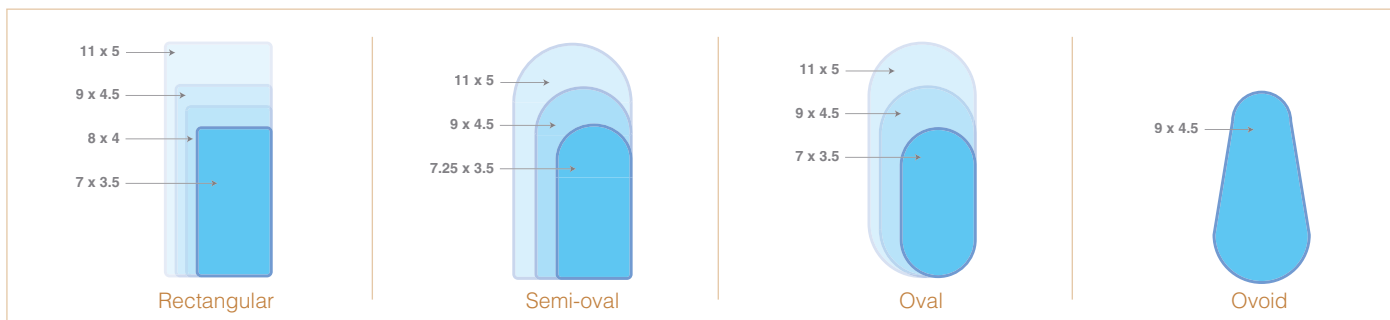
Supporting braces at 1 m intervals join the panels together and strengthen the structure.

Adjustable stakes to secure the panel firmly to the ground.




Perfect, technique

The forms ...




The steps ...



Pool base ...

Any type of pool base is possible: wedge, flat, curved, etc.

Features...



Available in two heights, 1.50 m and 1.25 m. Width 1 m.

Weight 1.25 m: 15 Kg
Weight 1.50 m: 17 Kg

Material: High impact polystyrene
Colour: black



Available in two heights, 1.50 m and 1.25 m

Weight 1.25 m: 6.30 Kg
Weight 1.50 m : 8.10 Kg

Material: High impact polystyrene
Colour: black



Available in two heights, 1.50 m and 1.25 m

Weight 1.25 m: 9.50 Kg
Weight 1.50 m: 10.50 Kg

Material: Polypropylene
Colour: black

